

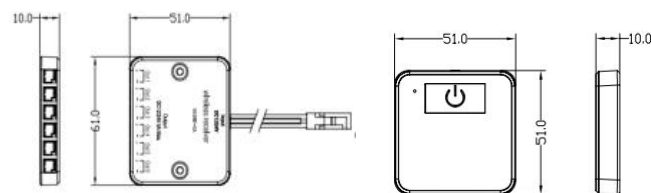
Product data sheet

RAXON®

Product pictures:产品图片



Product Sizes:产品尺寸



Item code型号:RX200182

Product Name.
CLD-Wireless touch switch & dimmer

General Characteristics

Material:材料	PC
Finish colour:表面处理	black
Accessory:产品配件	2pcs screw, 1pcs magnet piece
Installation:安装方式	Surface mounted
Working temperature: 工作环境温度	-20°C - +45°C

Electrical Characteristics

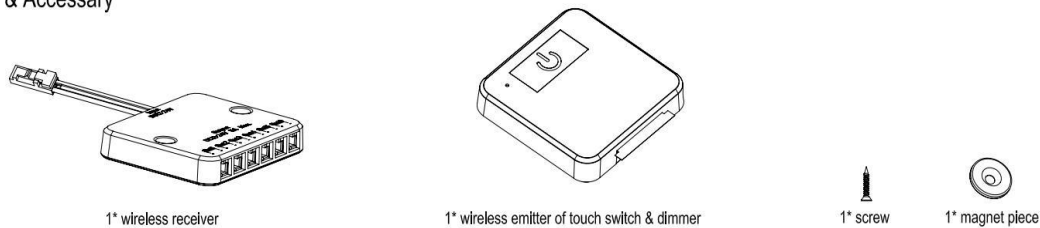
Input voltage:输入电压	12/24VDC
Output voltage:输出电压	12/24VDC
Input current:输入电流	5A
Maximum Load:	60W/120W
Protection class:防护等级	III
IP rating:防水等级	IP20
Sensor switch:感应方式	touch switch & dimmer
Function description: 功能描述	switch on/off, dim up and stop at 100% brightness, dim down and stop at 10% brightness.
Detection range: 感应距离	10M
Delay time: 延时	N/A
Quiescent Current:静态电流	20UA

Dimension,Weight & Packing

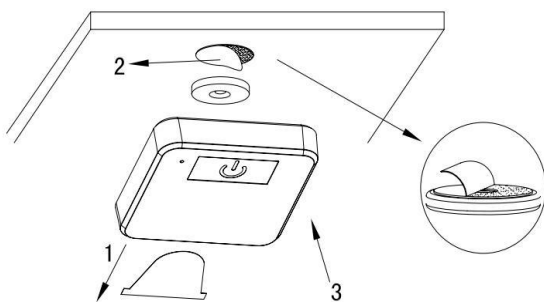
L*W*H 长*宽*高	receiver: 60*50*H10mm emitter:50*50*H10mm
Diameter: 直径	N/A
Weight: 产品净重	0.065KG
Standard inner box size:标准内盒尺寸	95x75x35mm
Standard outer carton size:标准外箱尺寸	395x210x200mm
Quantity per carton:装箱数量	50PCS
Gross weight:毛重	5kg

Mounting instruction/安装说明书

Product & Accessory

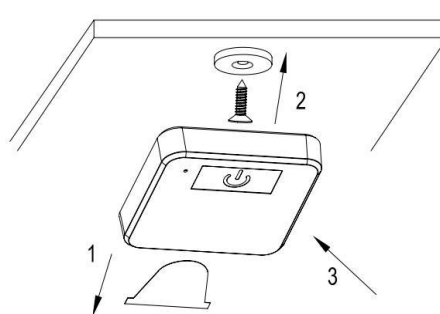


A1

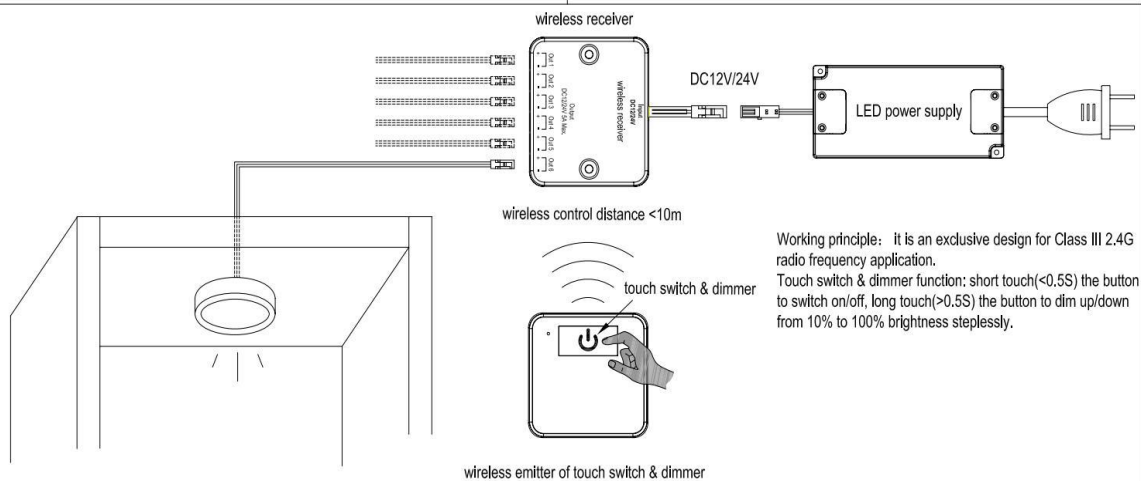


1. Take off insulating sheet of battery
2. Fix the magnet piece onto the board with 3M tape
3. Stick the wireless remitter onto the magnet piece
4. The receiver should be installed within remote control distance <10m.

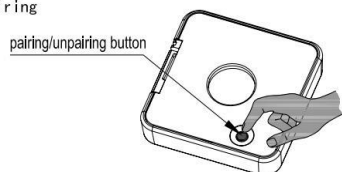
B1



1. Take off insulating sheet of battery
2. Fix the magnet piece onto the board with screw
3. Stick the wireless remitter onto the magnet piece
4. The receiver should be installed within remote control distance <10m.

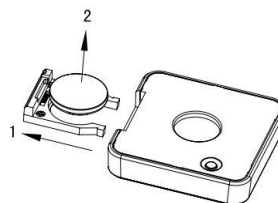


Pairing/Unpairing



1. Pairing: Press the pairing button on the emitter within 3seconds after receiver connected to the power supply, it's successfully paired when the output light flash .
2. Unpairing: Long press(over3S) the pairing button on the emitter within 3seconds after receiver connected to the power supply, it's successfully unpaired when the output light flash .
3. One receiver can be paired with multiple emitters, one emitter can be paired with max. eight receivers. (one receiver and one emitter already paired in production, pls do the multiple pairing and unpairing by yourself.)

Battery change



- Indicating light quickly flashes when battery is low
1. Pull out the battery box
 2. Change a new CR2032 cell battery